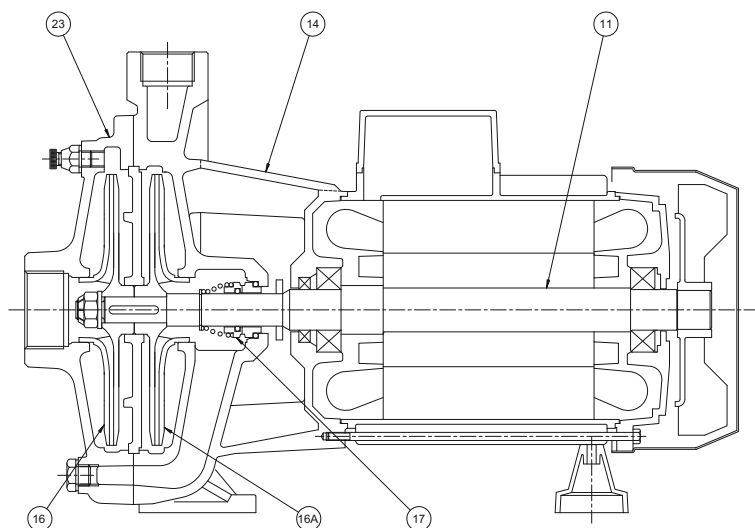


NOMENCLATURA PARTI DI RICAMBIO
SPARE PARTS LIST
NOMENCLATURE PIÈCES DE RECHANGE
NOMENCLATURA REPUESTOS



- 11** Albero con rotore – Pump shaft + rotor
Arbre + rotor – Eje rotor
- 14** Supporto mandata – Outlet bracket
Support envoyée – Soporte entrega
- 16** Girante – Impeller
Turbine – Impulsor
- 16A** Girante posteriore – Impeller back
Turbine postérieur – Impulsor espalda
- 17** Tenuta meccanica – Mechanical seal
Garniture mécanique – Cierre mecánico
- 23** Corpo flangia aspirante – Suction flange body
Corp bride aspirant – Cuerpo brida entrega



■ ELETTOPOMPE CENTRIFUGHE BIGIRANTI

Elettropompe monoblocco a due giranti contrapposte (con spinta assiale equilibrata) della serie STB sono state progettate per pompare da serbatoi o vasche di raccolta, liquidi puliti senza parti abrasive, senza corpi solidi in sospensione, non esplosivi o aggressivi per i materiali della pompa

- Temperatura max. del liquido fino a 35 °C per uso domestico (CEI EN 60335-2-41) o 90 °C per altri usi e temperatura ambiente fino a 40 °C.
- Portate fino a ~ 30 m³/h.
- Prevalenze fino a ~110 m.

CARATTERISTICHE COSTRUTTIVE

- Corpo pompa: ghisa G20 con trattamento anticorrosione
- Flangia aspirazione: ghisa G20 con trattamento anticorrosione
- Flangia intermedia: ghisa G20 con trattamento anticorrosione
- Giranti: ottone stampato UNI-EN 12165 serie STB
- Giranti: Ghisa G20 per serie STB 753/1503
- Albero pompa: acciaio inox Aisi 304 (Aisi 420 F per STB 100)
- Tenuta meccanica: carbone-ceramica

MOTORE

I motori di comando sono del tipo asincrono a gabbia di scoiattolo chiusi, a ventilazione esterna

- Motoprotettore incorporato e condensatore permanentemente inserito per i tipi monofasi
- La protezione del motore nella versione trifase è a cura del cliente e si raccomandano apparecchiature in accordo con le norme vigenti
- Isolamento classe F -servizio S1- grado di protezione IP 44
- Protezione morsettiera IP 54

■ ÉLECTROPOMPES CENTRIFUGES À DEUX ROUES

Les électropompes monobloc à deux roues opposées (avec poussée axiale équilibrée) de la série STB ont été conçues pour pomper de réservoirs ou de cuves, des liquides propres sans parties abrasives, sans corps liquides en suspension, non explosifs ou agressifs pour les matériaux de la pompe

- Température max. du liquide jusqu'à 35 °C pour utilisation domestique (CEI EN 60335-2-41) ou 90 °C pour d'autres utilisations et température ambiante jusqu'à 40 °C.
- Plage d'utilisation jusqu'à ~ 30 m³/h.
- Hauteur manométrique jusqu'à ~110 m.

CARACTERISTIQUES DE CONSTRUCTION

- Corps de pompe : En fonte G20 avec traitement anti-corrosion
- Bride de aspiration : En fonte G20 avec traitement anti-corrosion
- Bride Intermediaire: En fonte G20 avec traitement anti-corrosion
- Turbine: laiton étampé UNI-EN 12165
- Turbine: En Fonte G20 pour série STB 753/1503
- Abre de pompe: acier inox Aisi 304 (Inox 420 F pour STB 100)
- Garniture mécanique: Carbone dur - Céramique

MOTORE

Le moteurs sont asynchrones à cage d'écuriel fermés à ventilation extérieure monofasiques,

- Pour le modèles monophasé son avec protection thermique et condensateur connecté en permanence
- Pour les modèles triphasés, la protection est à la charge de l'utilisateur. A recommandé l'équipement conformément à la réglementation
- A Classe d'isolation F - service S 1 - protection IP44
- Protection IP54 dans le terminal

■ TWIN IMPELLER CENTRIFUGAL ELECTRIC PUMPS

The close-coupled electric pumps with back to back impellers (with an axial balanced thrust) series STB have been designed to pump from basins or storage tanks, clean liquids, without abrasives and suspended solids, non-explosive or aggressive for the pump's materials

- Liquid temperature not higher than 35 °C for domestic use (CEI EN 60335-2-41) or 90 °C for other use, while the ambient temperature must not be higher than 40 °C
- Flow rate up to ~ 30 m³/h
- Heads up to ~ 110 m

TECHNICAL FEATURES

- Pump body: cast iron G20 with anti-corrosive coating
- Suction flange: cast iron G20 with anti-corrosive coating
- Middle flange: cast iron G20 with anti-corrosive coating
- Impellers: stamped brass UNI- EN 12165 for the STB series
- Impellers: G20 cast iron for the STB 753/1503
- Pump shaft: stainless steel Aisi 304 (Aisi 420 F for STB 100)
- Mechanical seal: carbon-ceramics

MOTOR

The control motors are asynchronous, squirrel cage-type, closed, with external ventilation

- Incorporated motor protection and capacitor always on, for single-phase models
- The motor protection for three-phase models must be installed by the customer. Equipment compliant with current standards should be used
- Class of insulation:F-service:S1-Degree of protection: IP 44
- Terminal board protection: IP 54

■ ELECTROBOMBAS CENTRÍFUGAS DOBLE IMPULSOR

Las electrobombas monobloque con dos impulsores contrapuestos (con esfuerzo axial equilibrado) de la serie STB han sido proyectadas para bombear, desde depósitos o tanques de recogida, líquidos limpios sin partes abrasivas, sin cuerpos sólidos en suspensión, que no sean explosivos ni agresivos para los materiales de la bomba.

- Temperatura max. del líquido hasta 35 °C para uso doméstico (CEI EN 60335-2-41) o 90 °C para otros usos y temperatura ambiente hasta 40 °C.
- Caudal hasta ~ 30 m³/h.
- Alturas hasta ~110 m.

CARACTERISTICAS DE CONSTRUCCIÓN

- Cuerpo de bomba: Fundición gris G20 con tratamiento contra-corrosión
- Tapa delantera: Fundición gris G20 con tratamiento contra-corrosión
- Tapa intermedias: Fundición gris G20 con tratamiento contra-corrosión
- Rodetes: De latón UNI-EN 12165
- Rodetes: Fundición gris G20 para las STB 753/1503
- Eje de la bomba: de acero Inox AISI304 (Inox 420 F para las STB 100)
- Cierre mecánico: De cerámica y grafito

MOTOR

Los motores de accionamiento son asíncrono de jaula de ardilla cerrados, ventilados externamente

- Para los modelos monofásicos, protección térmica y condensador incorporado
- Para los modelos trifásicos de la protección se encarga el usuario, y el equipo recomendado de acuerdo con las normas
- Aislamiento de Clase F - funcionamiento S1- protección IP44
- Protección IP54 para el terminal

50 Hz - min⁻¹ ~ 2900

TIPO TYPE		Potenza nominale Nominal power		Potenza assorbita Input power [W]		Condensatore Capacitor 450 V max	Corrente assorbita Input current [A]			Portata - Capacity							
Monofase Single-phase	Trifase Three-phase	kW	HP	a	b	[µF]	1~230V	3~230V	3~400V	Q [m³/h]	0	0,9	1,8	2,7	3,6	4,5	5,1
a	b									Q [l/s]	0	15	30	45	60	75	85
STB 100 M	STB 100 T	0,75	1	1250	1140	18	5,5	4	2,3	Prevalenza (m C.A.) Total head (m W.C.)							
										H [m]	43,5	42,0	39,5	35,0	29,0	20,5	13

a) ~ Monofase 230 V

b) ~ Trifase 230/400 V

TIPO TYPE		Potenza nominale Nominal power		Potenza assorbita Input power [W]		Condensatore Capacitor 450 V max	Corrente assorbita Input current [A]			Portata - Capacity							
Monofase Single-phase	Trifase Three-phase	kW	HP	a	b	[µF]	1~230V	3~230V	3~400V	Q [m³/h]	0	1,2	3,6	6	8,4	9	
a	b									Q [l/s]	0	20	60	100	140	150	
STB 150 M	STB 150 T	1,1	1,5	2200	2140	31,5	9,5	6,2	3,6	Prevalenza (m C.A.) Total head (m W.C.)							
STB 200 M	STB 200 T	1,5	2	2490	2450	40	11,5	7,6	4,3	H [m]	48,0	47,0	41,5	33,0	20,0	16	
STB 300 M	STB 300 T	2,2	3	2900	3060	50	13,5	9	5,2		54,5	53,5	48,5	38,5	25,0	20	
											60,0	60,0	54,5	46,0	33,0	29,5	

a) ~ Monofase 230 V

b) ~ Trifase 230/400 V

TIPO TYPE		Potenza nominale Nominal power		Potenza assorbita Input power [W]		Condensatore Capacitor 450 V max	Corrente assorbita Input current [A]			Portata - Capacity								
Monofase Single-phase	Trifase Three-phase	kW	HP	a	b	[µF]	1~230V	3~230V	3~400V	Q [m³/h]	0	2,4	4,8	7,2	9,6	12	13,2	15,6
a	b									Q [l/s]	0	40	80	120	160	200	220	260
STB 400 M	STB 400 T	3	4	4470	4530	70	18	15,7	9	Prevalenza (m C.A.) Total head (m W.C.)								
-	STB 550 T	4	5,5	-	6110	-	-	18,2	10,5	H [m]	66,0	65,0	61,5	58,0	50,5	42	37	
-	STB 750 T	5,5	7,5	-	7230	-	-	20	12		79,5	79,0	78,0	72,0	65,0	56	50	
-	STB 1000 T	7,5	10	-	9730	-	-	27,7	16		89,0	87,0	83,0	78,0	71,5	62	58	45
											110,0	107,0	102,0	96,0	90,0	83	80	66

a) ~ Monofase 230 V

b) ~ Trifase 230/400 V

TIPO TYPE	Potenza nominale Nominal power		Potenza assorbita Input power [W]	Corrente assorbita Input current [A]		Portata - Capacity							
Trifase Three-phase	kW	HP		3~230V	3~400V	Q [m³/h]	0	6	12	18	24	27	30
						Q [l/s]	0	100	200	300	400	450	500
STB 753 T	5,5	7,5	7080	19	11	Prevalenza (m C.A.) Total head (m W.C.)							
STB 1003 T	7,5	10	10000	28,4	16,4	H [m]	70,0	69,0	61,0	51,0	34,0	20	
STB 1253 T	9,2	12,5	11380	32	19,5		85,0	86,5	81,0	70,0	52,0	40	25
STB 1503 T	11	15	13130	36,4	23		93,0	92,5	88,0	79,0	63,0	51	39
							105,0	106,0	100,0	90,0	73,0	61	50

b) ~ Trifase 230/400 V

TIPO TYPE	DIMENSIONI [mm] DIMENSIONS [mm]										IMBALLO [mm] PACKING [mm]			PESO WEIGHT [kg]
	A	B	C	D	F	G	Ø	H	DNA	DNM	A	L	P	
STB 100	325	71	227	100	140	180	9	97	1" G	1" G	255	210	335	15,7
STB 150	395	88	284	131	185	235	9,5	125	1" 1/2G	1" G	325	265	430	26,5
STB 200	395	88	284	131	185	235	9,5	125	1" 1/2G	1" G	325	265	430	28,5
STB 300	440	88	284	131	185	235	9,5	125	1" 1/2G	1" G	290	275	470	32
STB 300 T	395	88	284	131	185	235	9,5	125	1" 1/2G	1" G	325	265	430	28,5
STB 400 M	490	103,5	312,5	160	220	270	9,5	140	2" G	1" 1/4 G	380	330	530	50
STB 400	490	103,5	312,5	160	220	270	9,5	140	2" G	1" 1/4 G	380	330	530	45
STB 550	490	103,5	312,5	160	220	270	9,5	140	2" G	1" 1/4 G	380	330	530	46,5
STB 750	496	103,5	357,5	160	240	300	13	160	2" G	1" 1/4 G	450	370	650	61
STB 1000	496	103,5	357,5	160	240	300	13	160	2" G	1" 1/4 G	450	370	650	78,5
STB 753	540	117,5	345	179,5	230	295	13	160	2" G	1" 1/2 G	450	370	650	65
STB 1003	608	117,5	345	179,5	230	295	13	160	2" G	1" 1/2 G	450	370	650	81
STB 1253	608	117,5	345	179,5	230	295	13	160	2" G	1" 1/2 G	450	370	650	87
STB 1503	646	117,5	345	179,5	230	295	13	160	2" G	1" 1/2 G	451	430	720	95



60 Hz - min⁻¹ ~ 3400

TIPO TYPE		Potenza nominale Nominal power		Potenza assorbita Input power [W]		Condensatore Capacitor 450 V max	Corrente assorbita Input current [A]				Portata - Capacity							
Monofase Single-phase	Trifase Three-phase	kW	HP	a	b	[μF]	1~115V	1~220V	3~220V	3~380V	Q [m ³ /h]	0	0,9	1,8	2,7	3,6	4,5	5,1
											Q [l/s]	0	15	30	45	60	75	85
a	b										Prevalenza (m C.A.) Total head (m W.C.)							
STB 100 M	STB 100 T	0,75	1	1290	1200	25	11,5	5,8	4,3	2,4	H [m]	45,0	42,4	40,0	35,0	26,8	17	10

a) ~ Monofase 115/220 V

b) ~ Trifase 220/380 V

TIPO TYPE		Potenza nominale Nominal power		Potenza assorbita Input power [W]		Condensatore Capacitor 450 V max	Corrente assorbita Input current [A]			Portata - Capacity						
Monofase Single-phase	Trifase Three-phase	kW	HP	a	b	[μF]	1~220V	3~220V	3~380V	Q [m ³ /h]	0	1,2	3,6	6	8,4	9
										Q [l/s]	0	20	60	100	140	150
a	b									Prevalenza (m C.A.) Total head (m W.C.)						
STB 150 M	STB 150 T	1,1	1,5	2300	2230	31,5	10	5,9	3,2	H [m]	51,0	49,0	43,0	35,0	20,0	17
STB 200 M	STB 200 T	1,5	2	2750	2730	40	12,5	9	4,6		56,5	55,5	50,8	41,6	28,2	22
STB 300 M	STB 300 T	2,2	3	3140	3200	50	15	11,2	5,6		64,5	63,6	59,2	50,0	35,0	30

a) ~ Monofase 220 V

b) ~ Trifase 220/380 V

TIPO TYPE		Potenza nominale Nominal power		Potenza assorbita Input power [W]		Condensatore Capacitor 450 V max	Corrente assorbita Input current [A]			Portata - Capacity								
Monofase Single-phase	Trifase Three-phase	kW	HP	a	b	[μF]	1~220V	3~220V	3~380V	Q [m ³ /h]	0	2,4	4,8	7,2	9,6	12	13,2	15,6
										Q [l/s]	0	40	80	120	160	200	220	260
a	b									Prevalenza (m C.A.) Total head (m W.C.)								
STB 400 M	STB 400 T	3	4	5120	5230	70	19,5	13,8	8	H [m]	69,0	68,0	65,2	60,0	55,0	46,4	40	
-	STB 550 T	4	5,5	-	5620	-	-	18,2	10,5		80,0	79,0	76,5	71,5	64,0	55	49,2	
-	STB 750 T	5,5	7,5	-	6810	-	-	23,4	13,5		96,5	93,3	88,3	82,0	75,0	66,3	60	45
-	STB 1000 T	7,5	10	-	9720	-	-	28,5	16,5		109,0	104,0	98,0	93,0	87,0	79,6	73,3	60

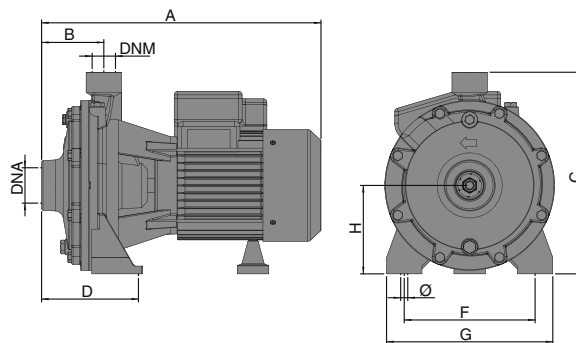
a) ~ Monofase 220 V

b) ~ Trifase 220/380 V

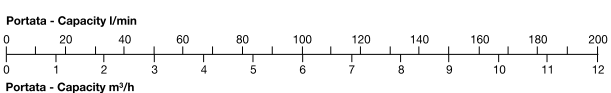

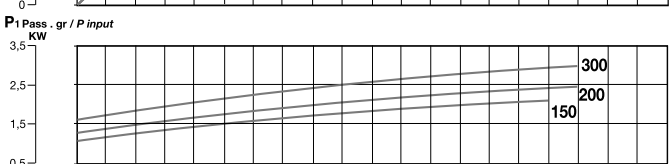
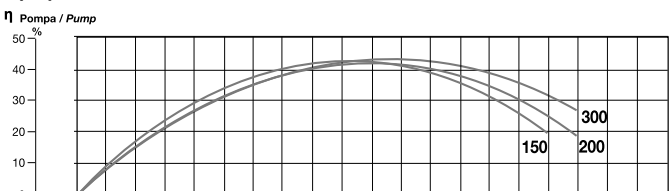
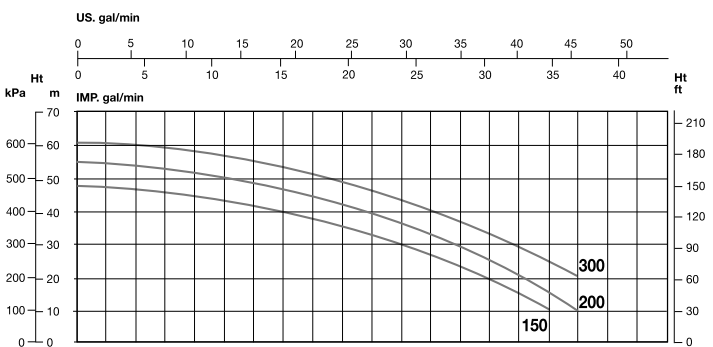
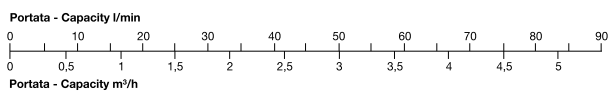
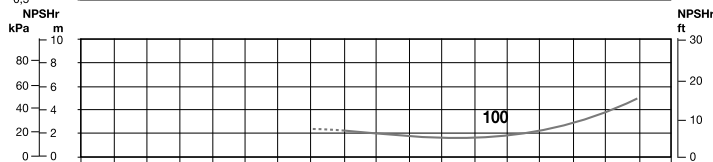
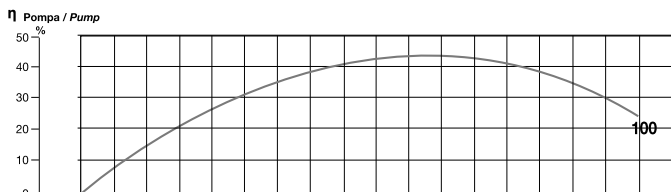
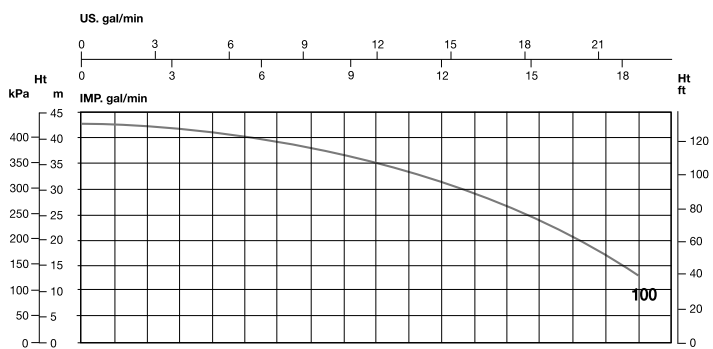
TIPO TYPE	Potenza nominale Nominal power		Potenza assorbita Input power [W]	Corrente assorbita Input current [A]		Portata - Capacity							
Trifase Three-phase	kW	HP		3~220V	3~380V	Q [m ³ /h]	0	6	12	18	24	27	30
						Q [l/s]	0	100	200	300	400	450	500
a						Prevalenza (m C.A.) Total head (m W.C.)							
STB 753 T	5,5	7,5	7170	21	13,5	H [m]	72,0	70,0	65,2	57,3	41,0	32,0	
STB 1003 T	7,5	10	9560	29	16,5		86,0	85,6	81,0	72,4	56,8	45,0	27,6
STB 1253 T	9,2	12,5	11000	34	19,5		93,0	93,2	89,8	80,0	63,8	50,0	39,7
STB 1503 T	11	15	12810	38	22		105,0	104,7	100,0	91,0	76,7	70,0	50,0

a) ~ Monofase 220 V

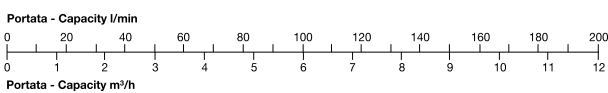
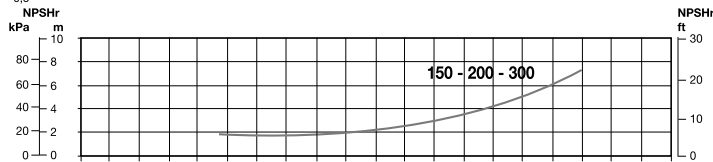
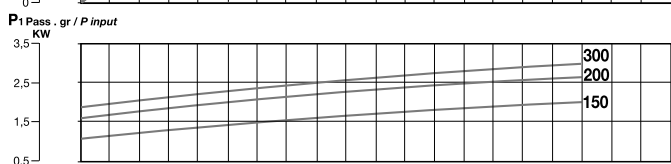
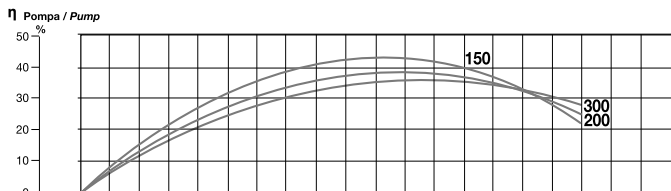
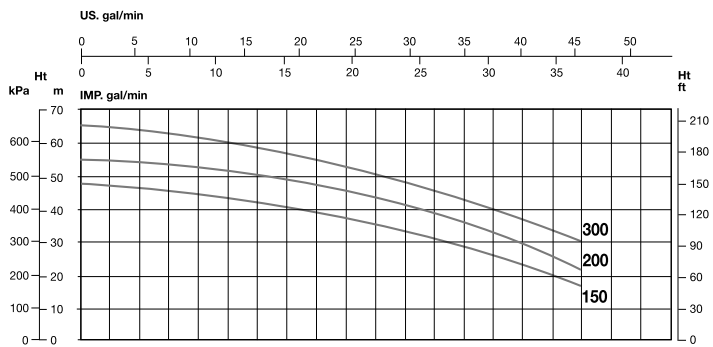
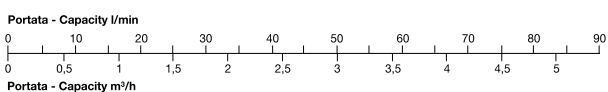
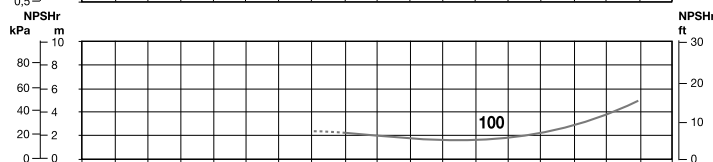
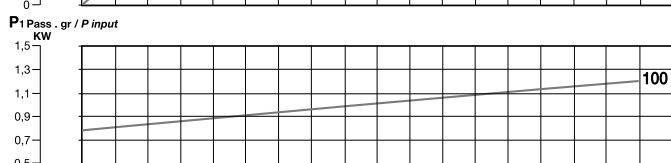
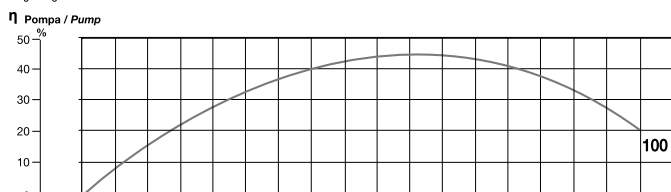
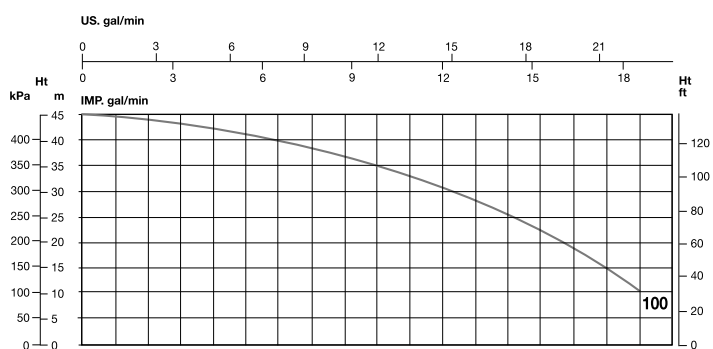
b) ~ Trifase 220/380 V



min⁻¹ ~ 2900



min⁻¹ ~ 3400





min⁻¹ ~ 2900

min⁻¹ ~ 3400

